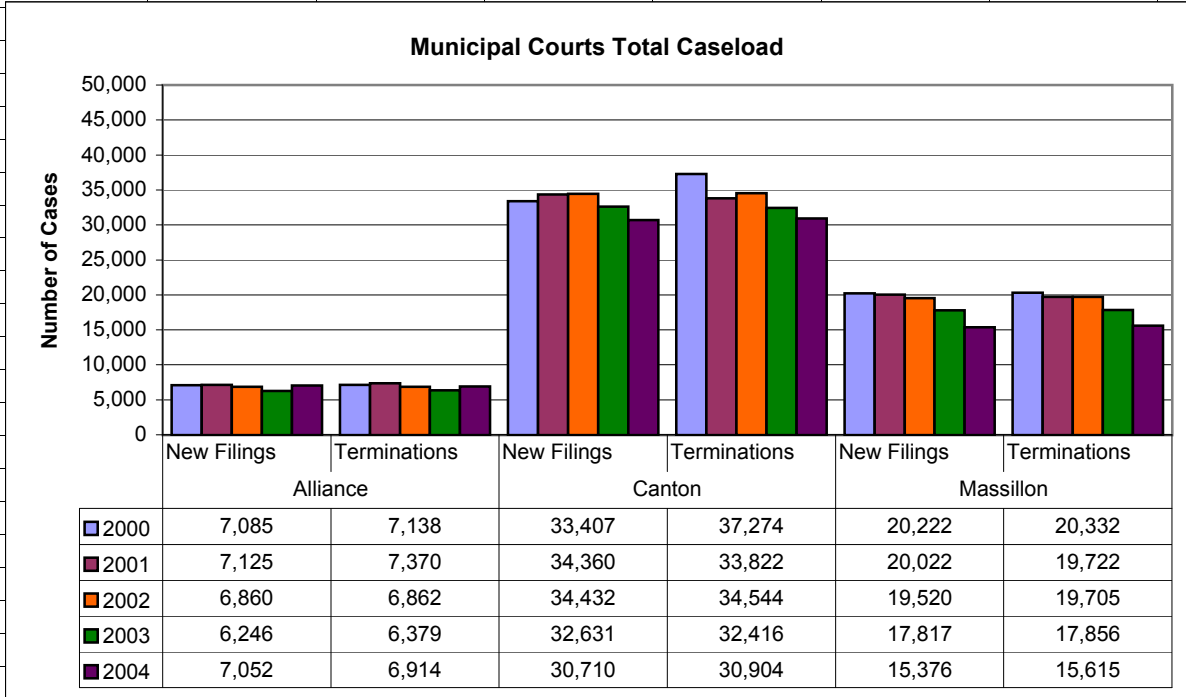


Municipal Courts Total Caseload									
	Alliance		Canton		Massillon		Rate of New Filings per 1,000 Population		
	New Filings	Terminations	New Filings	Terminations	New Filings	Terminations	Alliance	Canton	Massillon
2000	7,085	7,138	33,407	37,274	20,222	20,332	164.7	173.5	163.1
2001	7,125	7,370	34,360	33,822	20,022	19,722	162.8	168.2	153.9
2002	6,860	6,862	34,432	34,544	19,520	19,705	156.7	168.6	150.0
2003	6,246	6,379	32,631	32,416	17,817	17,856	142.7	159.8	136.9
2004	7,052	6,914	30,710	30,904	15,376	15,615	161.1	150.4	118.2
Percent Change 2000-2004	-0.5%	-3.1%	-8.1%	-17.1%	-24.0%	-23.2%	-2.1%	-13.3%	-27.5%
Source: Ohio Supreme Court: Annual Court Summary									
Link: http://www.sconet.state.oh.us/publications/									
Accessed: May 10, 2006									

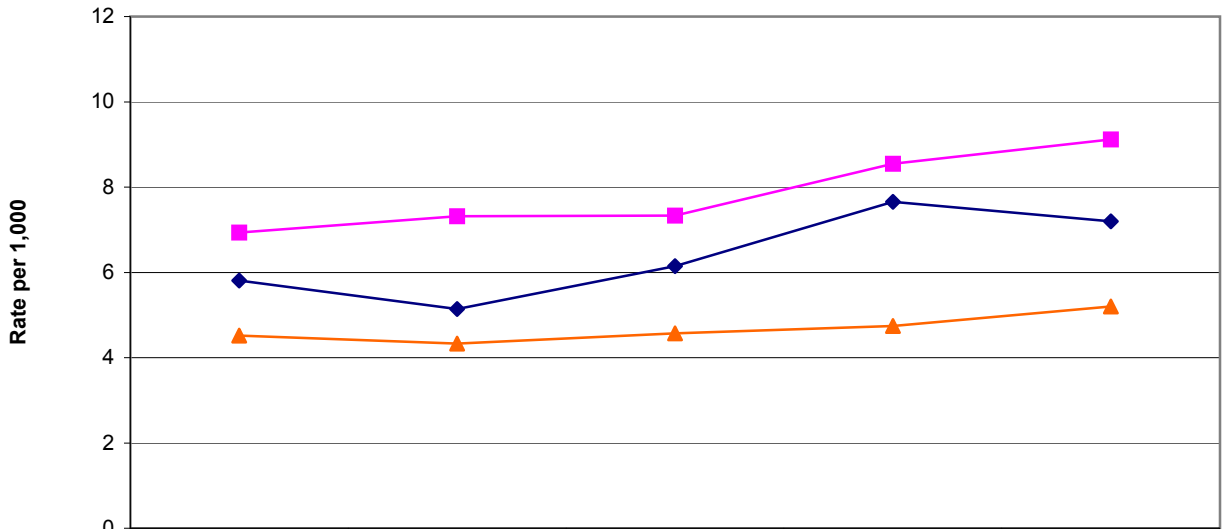


Municipal Courts Felony Cases

	New Felony Filings			Total Felony Caseload			Rate of Total Felony Cases per 1,000 population	
	Alliance	Canton	Massillon	Alliance	Canton	Massillon	Alliance	Canton
2000	250	1,335	560	250	1,335	560	5.81	6.93
2001	225	1,494	563	225	1,494	563	5.14	7.32
2002	269	1,498	595	269	1,498	595	6.15	7.33
2003	335	1,746	617	335	1,746	617	7.65	8.55
2004	315	1,862	677	315	1,862	677	7.20	9.12
Percent Change 2000-2004	26.0%	39.5%	20.9%	26.0%	39.5%	20.9%	23.9%	31.5%

Ohio Supreme Court: Annual Court Summary
 Source: <http://www.sconet.state.oh.us/publications/>
 Accessed: May 10, 2006

Municipal Courts Felony Cases Rate per 1,000 Population



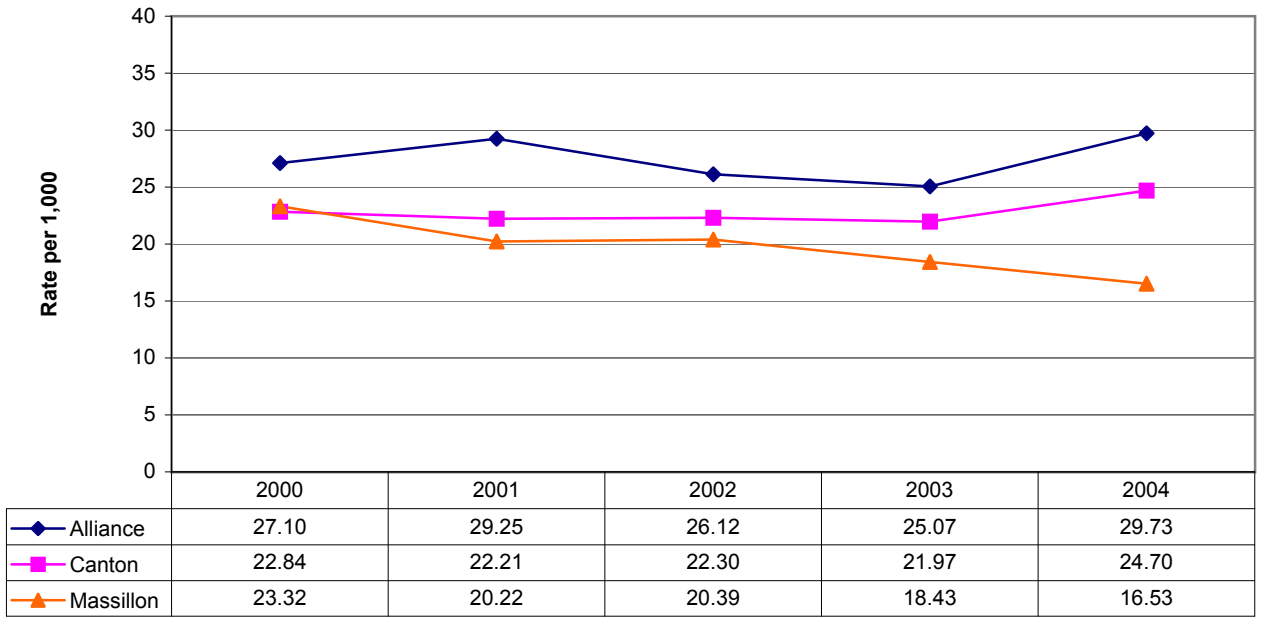
	2000	2001	2002	2003	2004
◆ Alliance	5.81	5.14	6.15	7.65	7.20
■ Canton	6.93	7.32	7.33	8.55	9.12
▲ Massillon	4.52	4.33	4.57	4.74	5.20

Municipal Courts Misdemeanor Cases

	New Misdemeanor Filings			Total Misdemeanor Caseload			Rate of Total Misdem 1,000 populati	
	Alliance	Canton	Massillon	Alliance	Canton	Massillon	Alliance	Canton
2000	1,166	4,398	2,891	1166	4398	2891	27.10	22.84
2001	1,280	4,535	2,630	1280	4535	2630	29.25	22.21
2002	1,143	4,555	2,653	1143	4555	2653	26.12	22.30
2003	1,097	4,486	2,398	1097	4486	2398	25.07	21.97
2004	1,301	5,045	2,150	1301	5045	2150	29.73	24.70
Percent Change 2000- 2004	11.6%	14.7%	-25.6%	11.6%	14.7%	-25.6%	9.7%	8.2%

Ohio Supreme Court: Annual Court Summary
 Source: <http://www.sconet.state.oh.us/publications/>
 Accessed: 05/10/06

Municipal Courts Misdemeanor Cases Rate per 1,000 Population



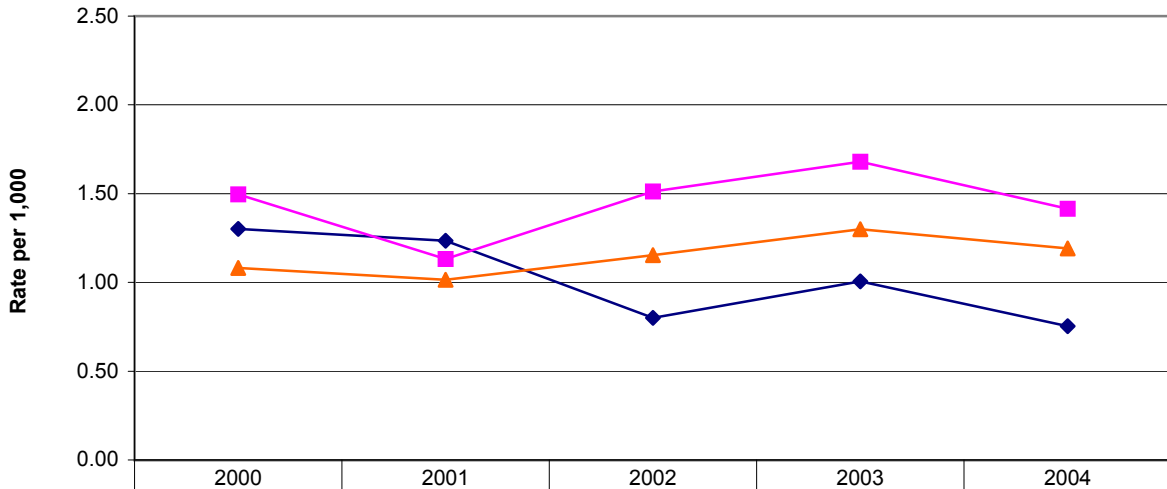
Municipal Courts Personal Injury and Property Damage Cases

	New Personal Injury and Property Damage Filings			Number of Filings			Rate of To Property Da
	Alliance	Canton	Massillon	Alliance	Canton	Massillon	Alliance
2000	56	288	134	56	288	134	1.30
2001	54	231	132	54	231	132	1.23
2002	35	309	150	35	309	150	0.80
2003	44	343	169	44	343	169	1.01
2004	33	289	155	33	289	155	0.75

Percent Change 2000-2004	-41.1%	0.3%	15.7%	-41.1%	0.3%	15.7%	-42.1%
--------------------------	--------	------	-------	--------	------	-------	--------

Ohio Supreme Court: Annual Court Summary
 Source: <http://www.sconet.state.oh.us/publications/>
 Accessed: May 10, 2006

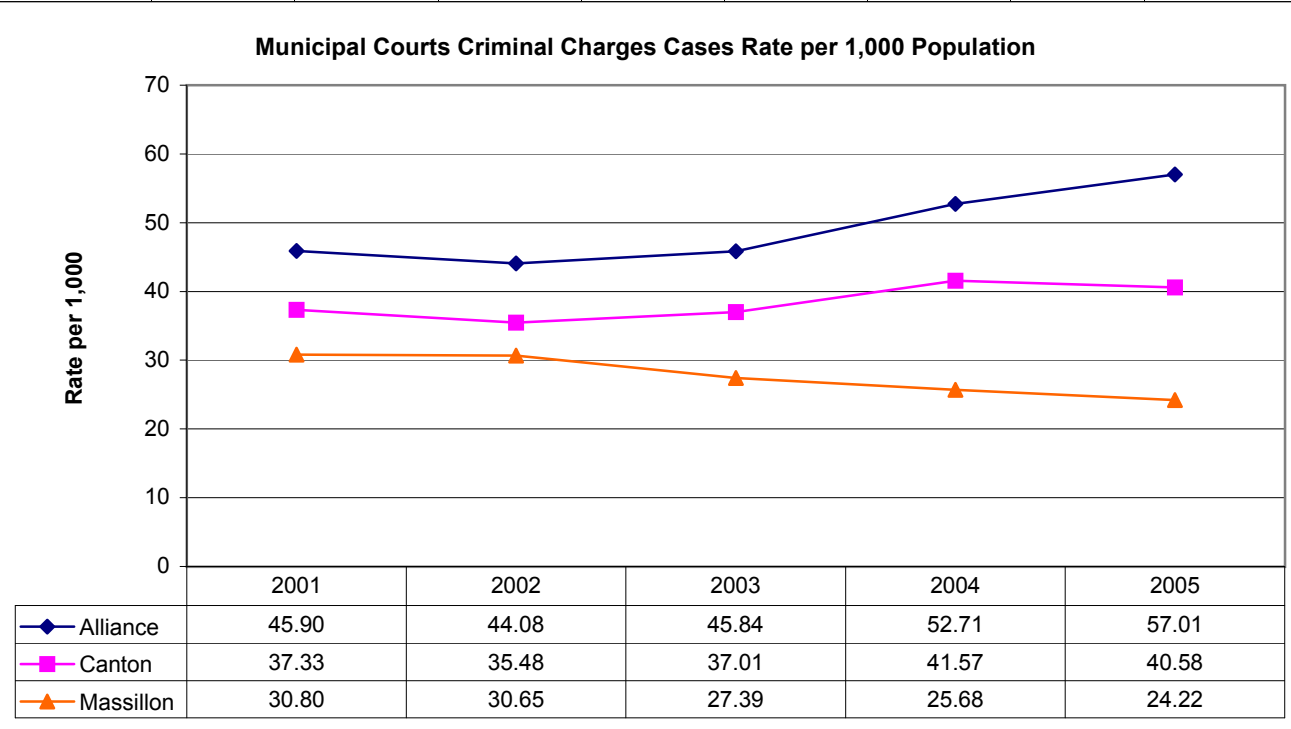
**Municipal Courts Personal Injury and Property Damage Cases
 Rate per 1,000 Population**



	2000	2001	2002	2003	2004
◆ Alliance	1.30	1.23	0.80	1.01	0.75
■ Canton	1.50	1.13	1.51	1.68	1.42
▲ Massillon	1.08	1.01	1.15	1.30	1.19

Municipal Courts Criminal Charges Cases						
	Number Criminal Charges Filed			Rate per 1,000 Population		
	Alliance	Canton	Massillon	Alliance	Canton	Massillon
2001	1,975	7,189	3,818	45.90	37.33	30.80
2002	1,929	7,246	3,988	44.08	35.48	30.65
2003	2,006	7,559	3,564	45.84	37.01	27.39
2004	2,307	8,489	3,341	52.71	41.57	25.68
2005	2,495	8,287	3,151	57.01	40.58	24.22
Percent Change 2000-2004	26.3%	15.3%	-17.5%	24.2%	8.7%	-21.4%

Ohio Supreme Court: Annual Court Summary
Source: <http://www.sconet.state.oh.us/publications/>
Accessed: 05/10/06



Population Estimates			
	Population		
	Alliance	Canton	Massillon
2000	43,026	192,569	123,975
2001	43,765	204,232	130,101
2002	43,765	204,232	130,101
2003	43,765	204,232	130,101
2004	43,765	204,232	130,101
Percent Change 2000-2004	1.7%	6.1%	4.9%
Source: Ohio Supreme Court			
Link: http://www.sconet.state.oh.us/publications/			
Accessed: April 14, 2006			